



Kit Contents		
Description	Part No	Pcs
Cable ties 3,5x190		12
Rubber seal		2
Nut M6		2
Screw M6		2
Holder front		1
Cancellation kit front		1
Cancellation kit rear left		1
Cancellation kit rear right		1

**👁 Note!**

*Please note that this image is a general representation of the product and may differ slightly from your product.*

Cancellation kit EDC, BMW, M3-E92

**35020-04**

Mounting Instructions

# MOUNTING INSTRUCTIONS

## **⚠ Warning!**

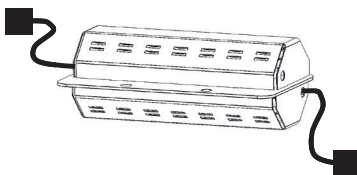
*It is advisable to have an Öhlins dealer install the cancellation kit.*

## **⚠ Warning!**

*If working on a raised vehicle, ensure it is securely supported.*


### **Front axle:**

Assembly area front axle electronic kit.



**1**

Mount the electronic kit with the supplied allen screws and serrated nuts on the bracket.



**2**

Dismantle the original nuts of the dome strut.



# MOUNTING INSTRUCTIONS

3

Fix the complete assembled electronic kit on the dome strut with the original nuts.

**Note!**

*Please refer to the vehicle manufacturer for torque specifications.*



4

Connect the electronic kit with the original cable harness and fix the cable with the supplied cable ties on the marked points.



# MOUNTING INSTRUCTIONS

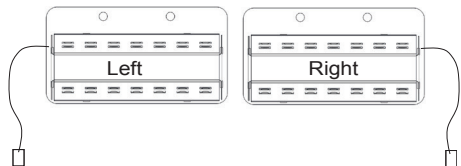
## Rear axle:

Rear trunk.



Picture BMW M5

Assembly area rear axle electronic kit.



## 5

Dismantle the rear trunk carpeting.  
Fix the rear axle electronic kit with the supplied tape and connect the cable with the original cable harness. For this remove the side cover.

### **Note!**

*Surface must be cleaned and degreased.*



Left



Right

# MOUNTING INSTRUCTIONS

6

Lay the cable and fix it with the supplied cable ties on the marked points.

Left



Right



---

👁️ Öhlins products are subject to continuous improvement and development, therefore, although these instructions include the most up-to-date information available at the time of printing, minor updates may occur.

To find the latest information contact an Öhlins distributor. Please contact Öhlins if you have any questions regarding the contents in this document.

Part no. MI\_35020-04\_0  
Issued 2016-05-13

© Öhlins Racing AB. All rights reserved. Any reprinting or unauthorized use without the written permission of Öhlins Racing AB is prohibited.

Öhlins Racing AB  
Box 722  
S-194 27 Upplands Väsby, Sweden  
Phone +46 8 590 025 00  
fax +46 8 590 025 80



[www.ohlins.com](http://www.ohlins.com)