

---

**👁 Note!**

*Please note that there can be small differences between your product and the images in these instructions.*

---

**👁 Note!**

*Please note that during storage and transport, especially at high ambient temperature, some of the oil and grease used for assembly may leak and stain the packaging. This will not cause damage to the product, wipe off the excessive oil or grease with a cloth.*

---

---

**👁 Note!**

*Before you install this product, check the kit contents. If anything is missing, please contact an Öhlins dealer.*

---

**⚠ Warning!**

*Before you install this product, read the Öhlins Owner's manual. This product is an important part of the vehicle and the vehicle stability.*

---

---

**Cancellation kit, Hyundai i30N type PDE**

***35020-26***

**Mounting Instructions**

# MOUNTING INSTRUCTIONS

## Front axle

1

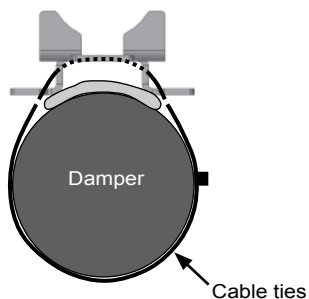

Fix the tape on the holder. Adherend must be cleaned and degreased.

2

Fix the holder on the damper with cable ties 4,8 mm x 290 mm. Mount the holder facing to the rear of the vehicle as shown on the picture. First, attach the tape to the holder.

3

Run the standard damper control wire to the supplied electronic component connector. Insert the standard connector into the electronic component connector until it locks. Fix the canceller and the wire with cable ties



# MOUNTING INSTRUCTIONS

## Rear axle

1

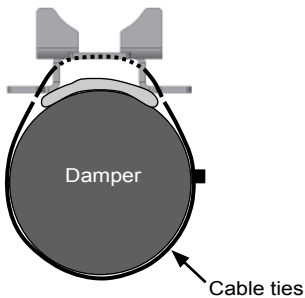

Fix the tape on the holder. Adherend must be cleaned and degreased.

2

Fix the holder on the damper with cable ties 4,8 mm x 290 mm. Mount the holder facing to the rear of the vehicle as shown on the picture. First, attach the tape to the holder.

3

Run the standard damper control wire to the supplied electronic component connector. Insert the standard connector into the electronic component connector until it locks. Fix the canceller and the wire with cable ties



Öhlins products are subject to continuous improvement and development, therefore, although these instructions include the most up-to-date information available at the time of printing, minor updates may occur.

To find the latest information contact an Öhlins distributor. Please contact Öhlins if you have any questions regarding the contents in this document.

Part no. MI\_35020-26\_0  
Issued 2019-05-02

© Öhlins Racing AB. All rights reserved. Any reprinting or unauthorized use without the written permission of Öhlins Racing AB is prohibited.

Öhlins Racing AB  
Box 722  
S-194 27 Upplands Väsby, Sweden  
Phone +46 8 590 025 00  
fax +46 8 590 025 80



[www.ohlins.com](http://www.ohlins.com)